

Franklin Pierce University / WBZ Poll

FranklinPierce
UNIVERSITY

POLLING

November 5, 2007

By:

R. Kelly Myers
Senior Fellow
Franklin Pierce University

Jeremiah Messer
Analyst
RKM Research and Communications



President and Chief Analyst
RKM Research and Communications

603.433.3982

Presidential Primary

RINDGE, NH – As the beginning of the highly condensed Presidential Primary season approaches, likely voters in New Hampshire have settled on a few key candidates as front-runners for the Democratic and Republican nominations. Both Democratic Primary voters and Republican Primary voters expect Hillary Clinton to win the Democratic nomination (71% and 59%, respectively), while Mitt Romney (34%) now leads Rudy Giuliani (25%) and John McCain (8%) within the Republican field.

Also, many Primary voters would still prefer that the New Hampshire Primary follow the Iowa Caucus in January (50%), even as the pressures of a contracted Primary season grow. Only about one-fourth of Primary voters think that the New Hampshire Presidential Primary should be held in advance of the Iowa Caucus.

Overview

The findings outlined in this report are based on the latest Franklin Pierce University / WBZ Poll, conducted by RKM Research and Communications in collaboration with faculty and student interviewers at Franklin Pierce University. The Franklin Pierce University / WBZ Poll is sponsored by Franklin Pierce University and WBZ. The project represents a collaboration that provides Franklin Pierce University students unique learning opportunities to participate in the polling process and gain real-world experience working with an independent marketing research firm.

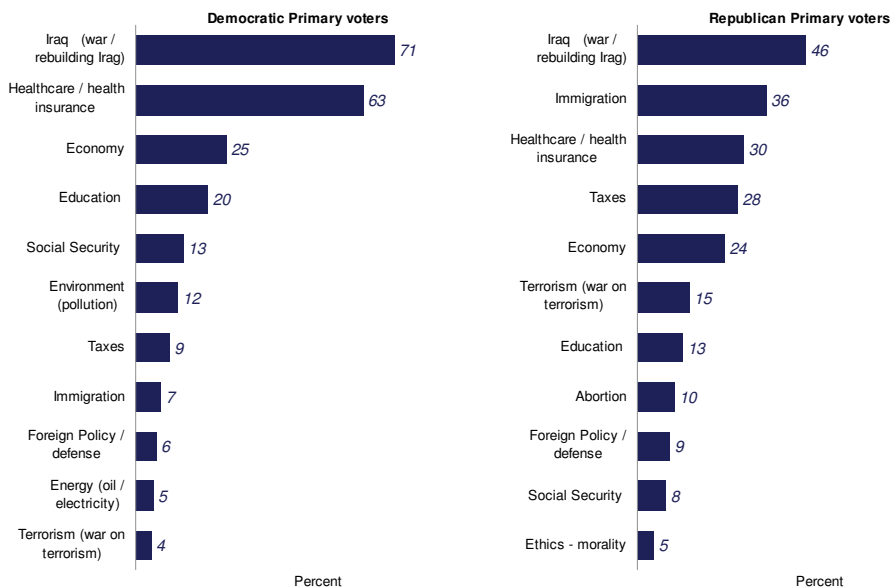
Methodology

The poll is based on interviews with 401 likely Primary voters. All respondents interviewed in this study were part of a fully representative sample. The survey was administered by telephone, November 1 - 4, 2007. The survey of 401 respondents has a maximum margin of sampling error of +/- 4.9%.

The Iraq war remains the most important issue for all likely voters, although it is more important among Democratic Primary voters.

Voters were asked to name the three policy issues that will be most influential to them in deciding who to vote for in the Primary. Among Democratic Primary voters *Iraq* (71%), *healthcare* (63%) and *the economy* (25%) are the most influential policy issues. The war in Iraq (46%) tops the list of concerns among Republican Primary voters, but is mentioned by far fewer voters relative to their Democratic counterparts. Republican Primary voters mention the *economy* (24%) in similar proportion as Democratic Primary voters, but it falls fifth among Republican Primary voters as opposed to third among Democratic Primary voters. *Healthcare reform* is also mentioned by far fewer Republican Primary voters (30%). Another major policy priority is *immigration*, mentioned by 36 percent of Republican Primary voters, but only seven percent of Democratic Primary voters.

Most important policy issues:



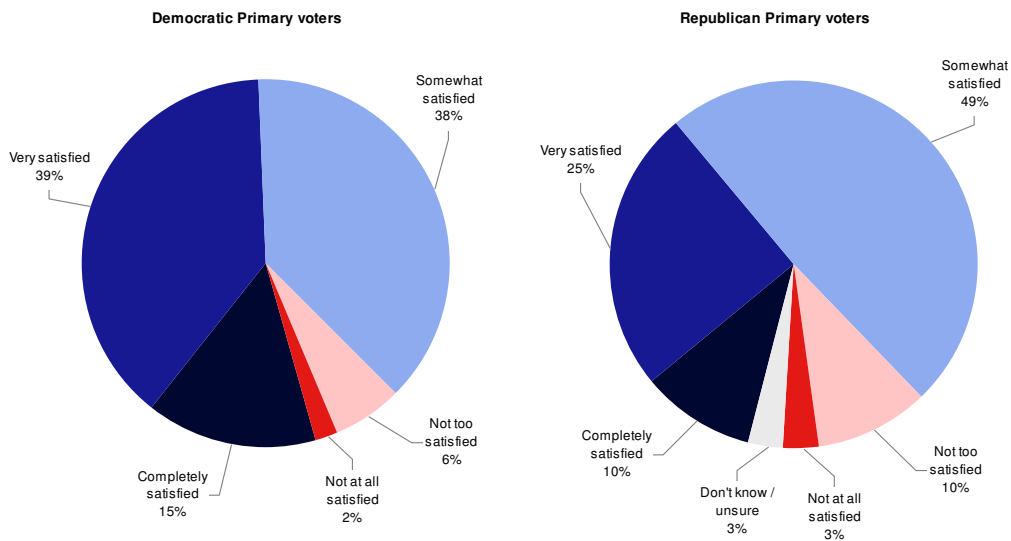
Among: all respondents | compared by Primary | total mentioned

Republican Primary voters are less satisfied than Democratic Primary voters in the selection of candidates.

When asked to gauge their satisfaction with the current selection of Democratic candidates, 54 percent of Democratic Primary voters said that they are *very* (39%) or *completely* (15%) *satisfied*. Thirty-eight percent said that they are *somewhat satisfied* and eight percent are *not satisfied*.

Republican Primary voters are less satisfied with the current selection of Republican candidates. Only 35 percent are *very* (25%) or *completely* (10%) *satisfied*, 49 percent are *somewhat satisfied* and 13 percent are *not satisfied* with the current selection.

How satisfied are you with the current selection of candidates running for President?



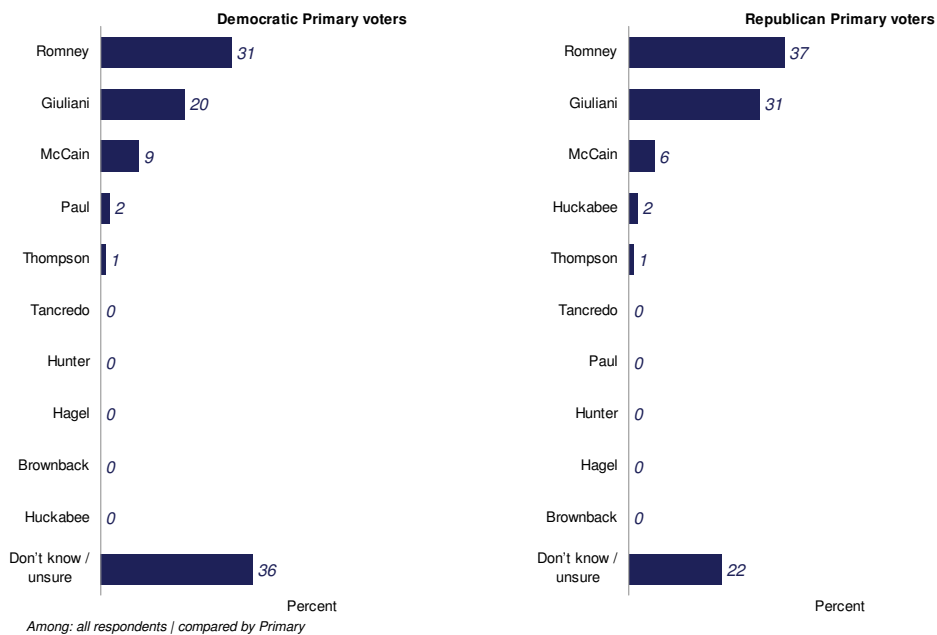
Among: all respondents | compared by Primary

Romney has strengthened his position in the race for the Republican nomination, while Giuliani has slipped.

When asked which candidate will ultimately win the New Hampshire Republican Presidential primary, Democratic Primary voters identify Mitt Romney (31%), Rudolph Giuliani (20%) and John McCain (9%). However, many Democratic Primary voters are *unsure* (36%) who will win the Republican Primary.

Results are similar among Republican Primary voters. Thirty-seven percent think that Romney will win the nomination, while 31 percent think that Giuliani will win the nomination. This validates a trend seen in similar polls of Republican Primary voters conducted in March, June and September. Throughout this period Giuliani was the front-runner, but support for Romney grew continuously, from 12 percent in March, to 23 percent in June, then to 26 percent in September. Romney now enjoys perceived front-runner status.

Which Republican candidate do you think is most likely to win the NH Presidential primary?



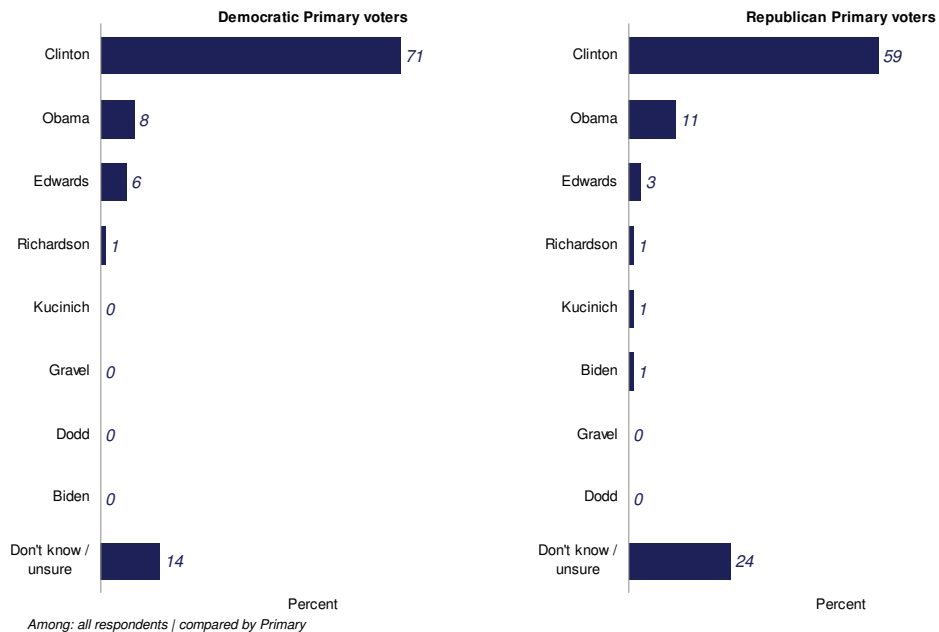
Significantly, Fred Thompson's campaign failed to achieve much traction in New Hampshire, and Republican Primary voters are more likely to think that Mike Huckabee (2%) or John McCain (6%) could win the nomination, while only one percent think that Thompson will win.

Hillary Clinton is dominating the expectations game among both Democratic and Republican Primary voters.

When asked which candidate will ultimately win the New Hampshire Democratic Presidential primary, most Republican Primary voters identify Hillary Clinton (59%), followed by Barack Obama in distant second (11%).

Results are similar among Democratic Primary voters. Seventy-one percent think that Clinton will win the nomination, up from 61 percent in a September poll, 48 percent in a June poll and 38 percent in a March poll. In contrast, expectations for Barack Obama have fallen 10 points over the same period, from 18 percent in March to eight percent today. These trends suggest that perceptions of the inevitability of Clinton's nomination have worked in her favor, eroding confidence in other Democratic candidates while further increasing her perceived front-runner status.

Which Democratic candidate do you think is most likely to win the NH Presidential primary?

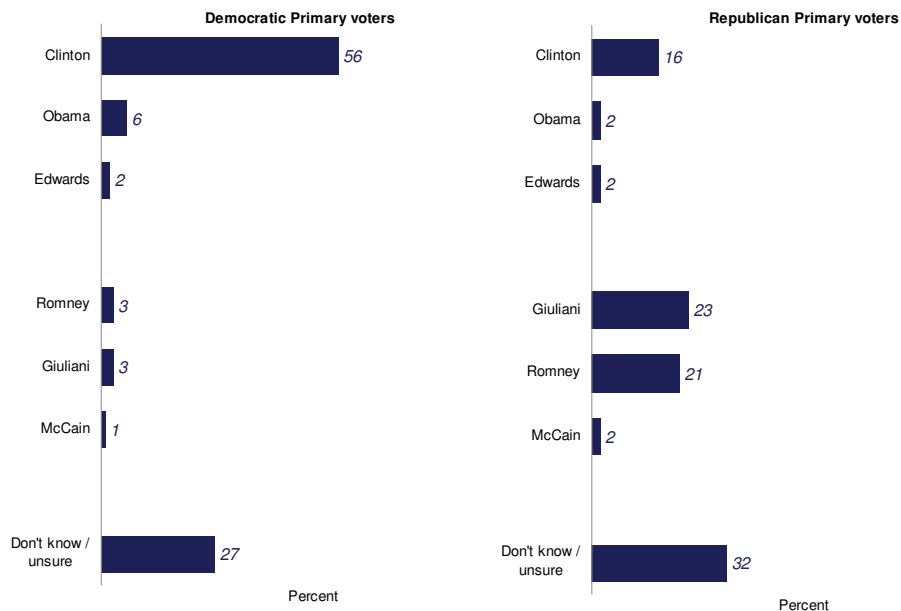


Many Democratic Primary voters expect Hillary Clinton to win the Presidency, but Republican Primary voters are divided about who will win.

When asked which candidate will ultimately win the Presidency, 56 percent of Democratic Primary voters identify Clinton, six percent identify Obama and two percent identify Edwards. Very few Democratic Primary voters expect any of the Republican candidates to win the Presidency.

Republican Primary voters are less certain who will ultimately win the Presidency. Twenty-three percent identify Giuliani, 21 percent identify Romney and 16 percent identify Clinton. Thirty-two percent are unsure. These results suggest that Republican Primary voters may be somewhat less confident in the ability of their front-winners to win the general election.

Of all the candidates running for President, who do you think is most likely to be elected President?



Among: all respondents | compared by Primary

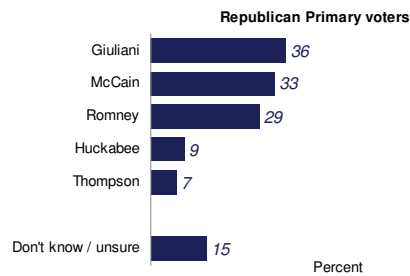
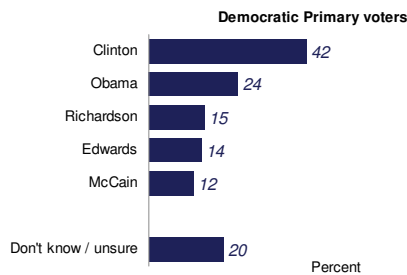
When asked who would do the best job handling the situation in Iraq, perceptions are split largely along political lines.

When asked which candidate—among all candidates running for President—would do the *best* job handling the situation in Iraq, Democratic Primary voters identify Clinton (42%), Obama (24%), Richardson (15%), Edwards (14%) and McCain (12%). In contrast, Republican Primary voters identify Giuliani (36%), McCain (33%), Romney (29%), Huckabee (9%) and Thompson (7%).

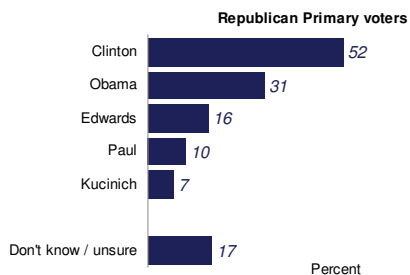
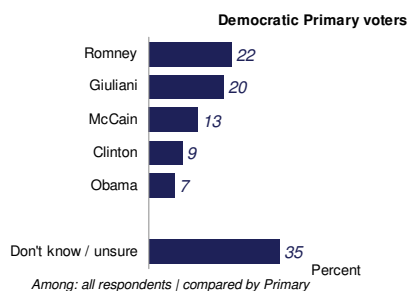
When asked which candidate—among all candidates running for President—would do the *worst* job handling the situation in Iraq, Democratic Primary voters identify Romney (22%), Giuliani (20%), McCain (13%), Clinton (9%) and Obama (7%), while 35 percent are unsure. Republican Primary voters identify Clinton (52%), Obama (31%), John Edwards (16%), Ron Paul (10%) and Dennis Kucinich (7%). These results are indicative of the divisiveness of the Iraq War that is likely to play a dominant role in the general election. Republican Primary voters and Democratic Primary voters are unable to reach a consensus on a candidate qualified to handle the situation. These results also suggest that Republican Primary voters appear to be more divisive than Democratic Primary voters. Republican Primary voters are much more likely to think that Clinton would do the worst job (52%) handling the war in Iraq. Among Democratic Primary voters, on the other hand, fewer respond think that the current Republican front-runners (Romney at 22% and Giuliani at 20%) would do the worst job handling the war.

Which candidate do you think would do the BEST / WORST job handling the situation in Iraq?

BEST job?



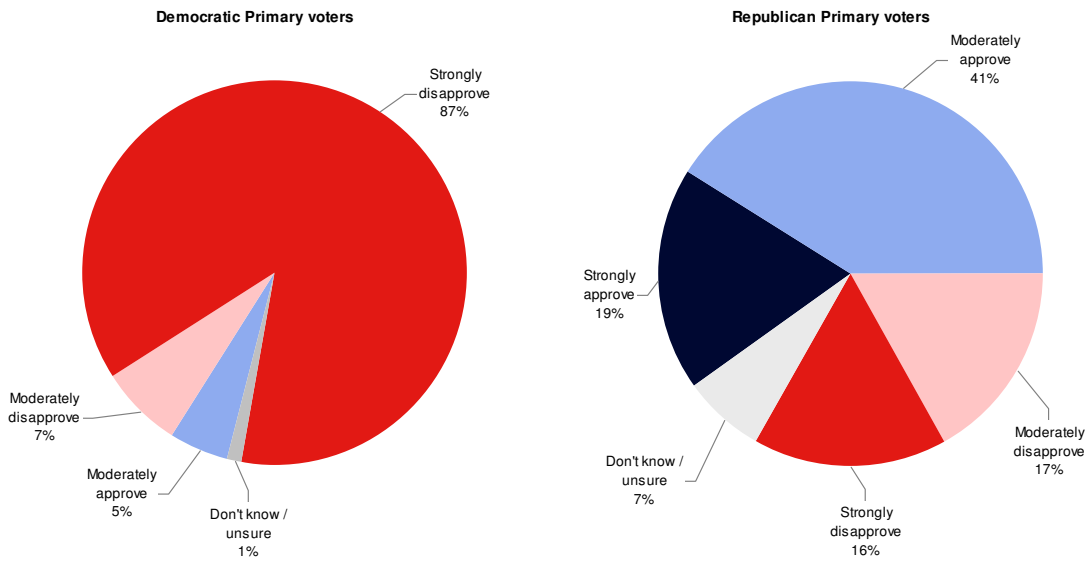
WORST job?



Democratic Primary voters strongly disapprove of George W. Bush's handling of Iraq while the approval of Republican Primary voters is more divided.

When asked if they generally approve or disapprove of the way George W. Bush is handling the situation in Iraq, 94 percent of Democratic Primary voters *moderately* (7%) or *strongly* (87%) *disapprove*. In contrast, 60 percent of Republican Primary voters *moderately* (41%) or *strongly* (19%) *approve* and only 33 percent *moderately* (17%) or *strongly* (16%) *disapprove*.

Do you generally approve or disapprove of the way George W. Bush is handling the situation in Iraq?

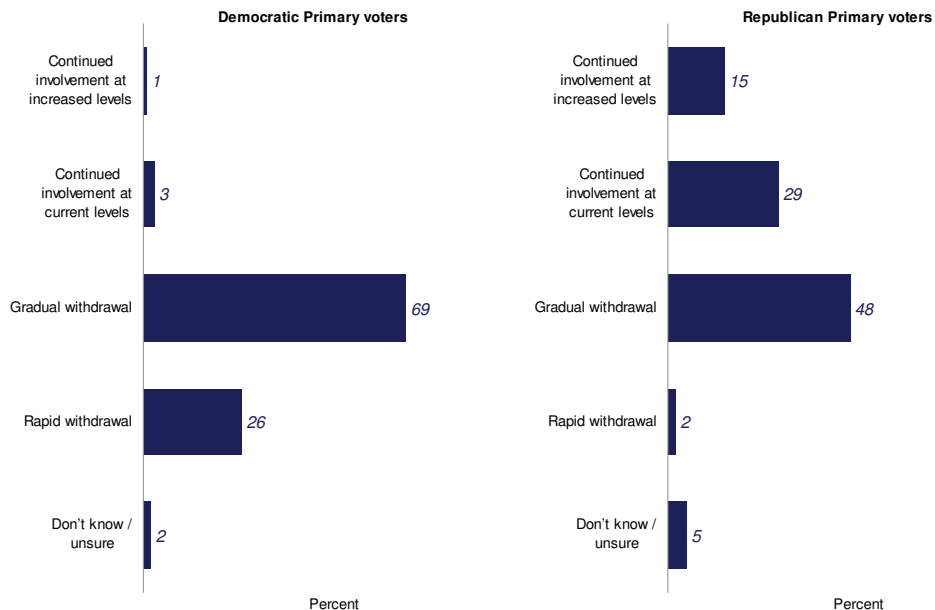


Among: all respondents | compared by Primary

Support for some type of withdrawal from Iraq exists among both Republican and Democratic Primary voters.

Respondents were asked which of the following comes closest to their view toward the war in Iraq: *you support continued military involvement at current troop levels, you support continued involvement at current troop levels, you support efforts to end the war and gradually withdraw troops or you support efforts to end the war and rapidly withdraw troops.* Among Democratic Primary voters, 69 percent support *gradual withdrawal*, 26 percent support *rapid withdrawal* and three percent support *continued involvement at current troop levels.* Among Republican Primary voters, 48 percent support *gradual withdrawal*, 29 percent support *continued involvement at current troop levels*, 15 percent support *continued involvement at increased troop levels* and two percent support *rapid withdrawal.* These results suggest that Primary voters from both parties generally support a similar approach to addressing the war.

Which of the following comes closest to your view toward the war in Iraq?

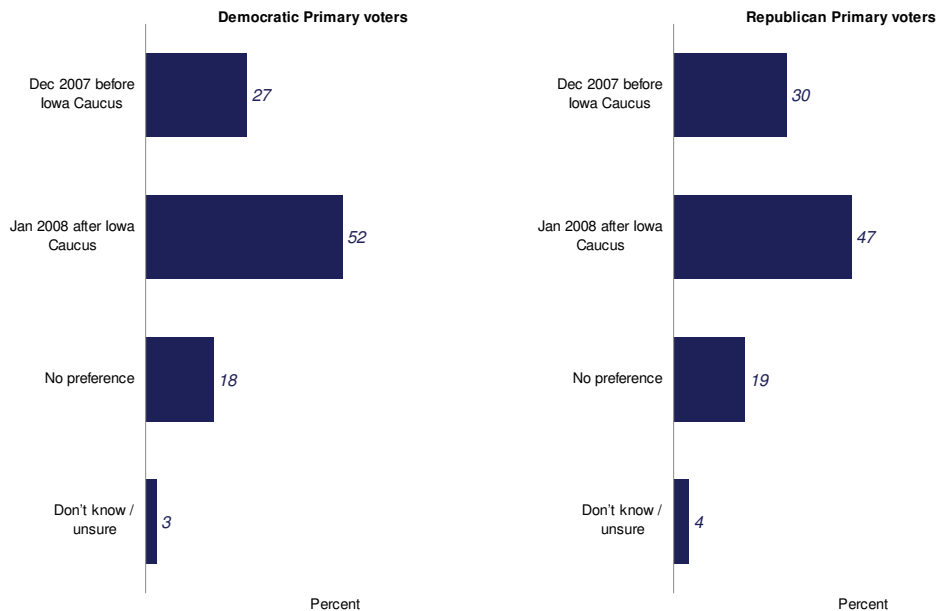


Among: all respondents | compared by Primary

Most voters think that the New Hampshire Primary should continue to follow the Iowa Caucus.

When asked when New Hampshire should hold its Presidential Primary, 28 percent of voters think it should be held in *December, 2007, before the Iowa Caucus*, 50 percent think it should be held in *January, 2008, after the Iowa Caucus* and 19 percent have no preference. These results are similar among both Democratic and Republican Primary voters.

When should NH hold its Presidential Primary?



Among: all respondents | compared by Primary

When asked how much impact the results of the Iowa Caucus would have on their vote if it were held first, the majority of voters said that it would have *no impact* (73%). However, polling from previous election cycles strongly suggest that the results of the Iowa Caucus typically have a strong impact on how the voters of New Hampshire cast their ballots.